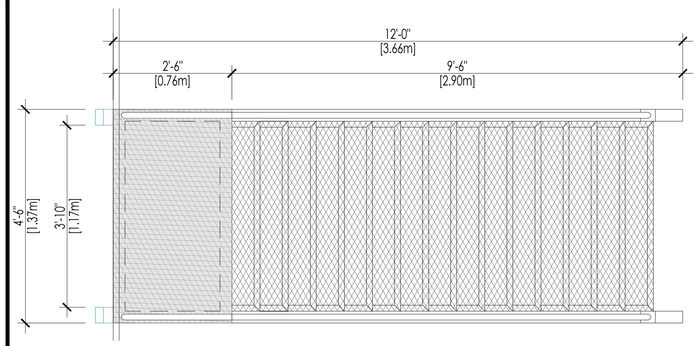

PLAN
Scale: N.T.S.

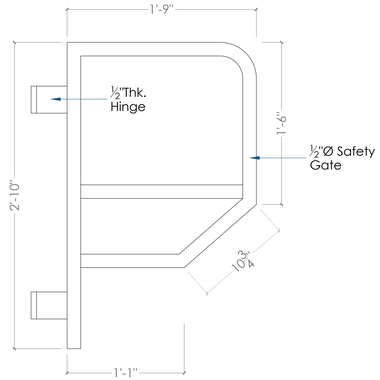

GATE DETAIL
Scale: N.T.S.

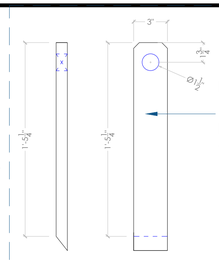

Lifting eye welded to stringer in a position to achieve center of gravity when hoisting

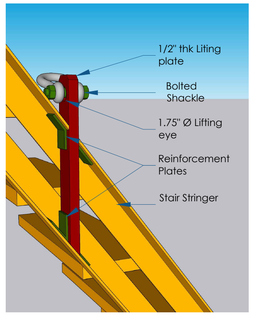

TYPICAL LIFTING EYE
Scale: N.T.S.

Note: Full welds should be made where the lifting eyes make contact with angle iron stringers

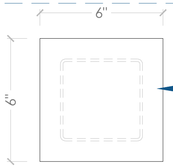

¼" Thk. Base plate fixed to bottom of posts with ¼" fillet weld

BASE PLATE DETAIL
Scale: N.T.S.

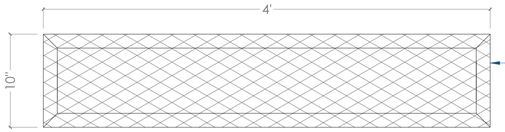

1½"x1½" Angle iron frame with expanded metal tack welded to frame to form thread

THREAD PLAN
Scale: N.T.S.

Expanded metal tack welded to frame

1½"x1½" Angle iron frame welded to string

THREAD FRONT
Scale: N.T.S.

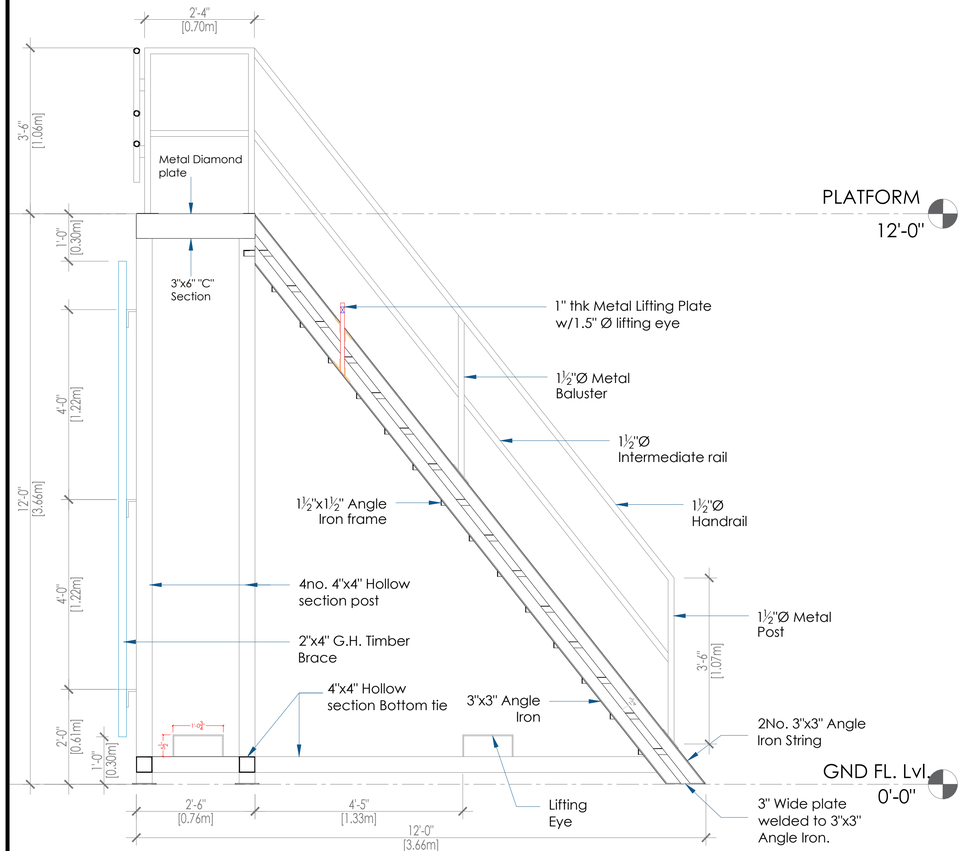

SIDE VIEW
Scale: N.T.S.

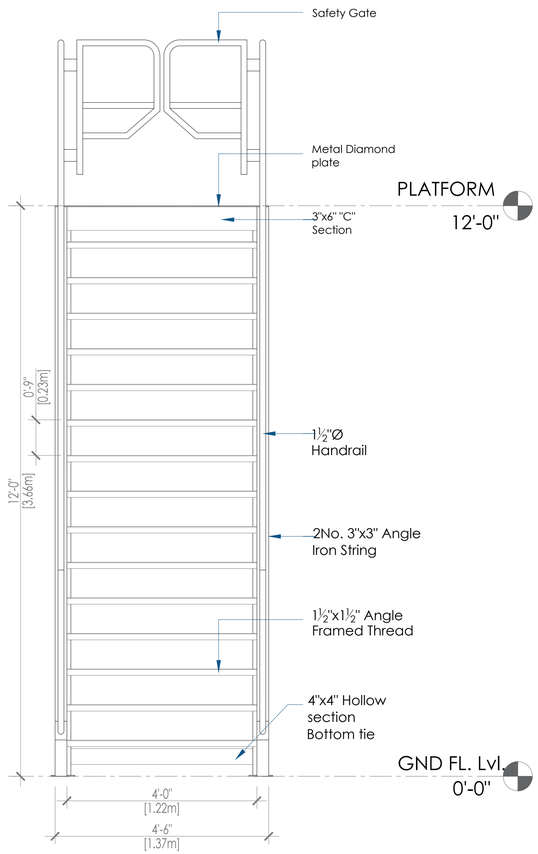

FRONT VIEW
Scale: N.T.S.

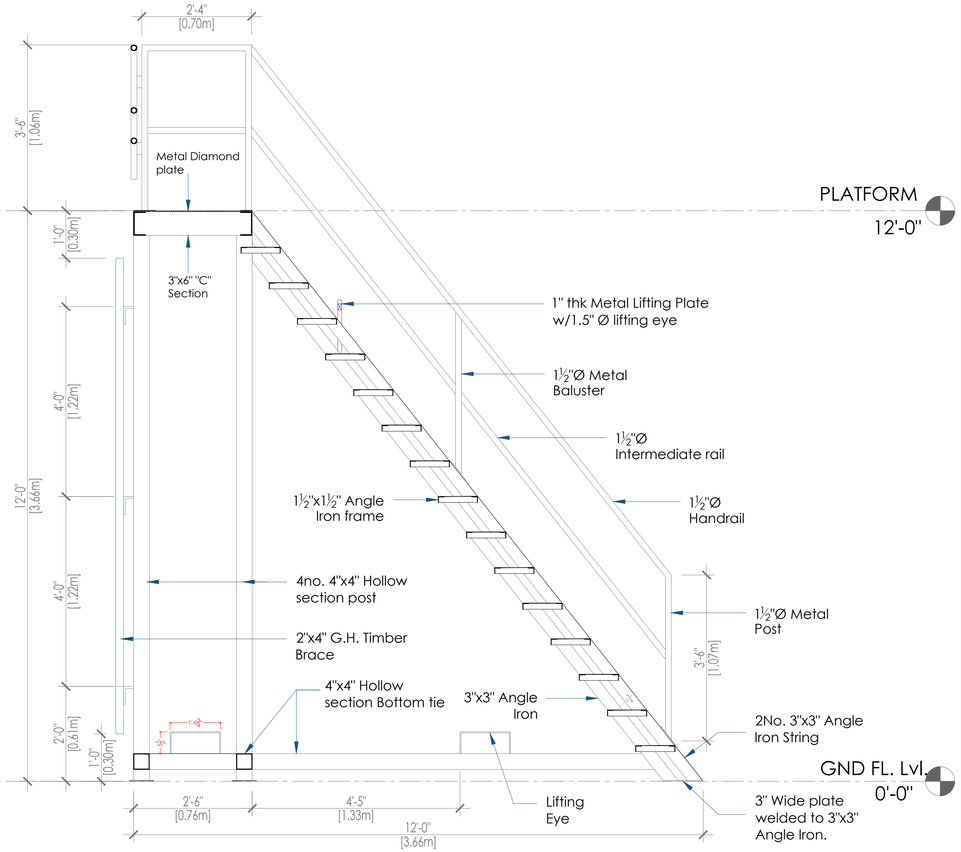

SECTIONAL ELEVATION
Scale: N.T.S.

GYSBI
Delivering Our Energy Future

No:	REVISION	DATE:
3	Stair lifting design update. 1" thk x 3" wide plate with 1.75" dia. lifting eye, welded to stringer frame and extended thru angled section about 5". Update reflects changes in "lifting eyes" on the stair stringer only. Other elements remain the same.	2024.03.26

CLIENT:

Project Title: GYSBI SHORE BASE

Project Location: Houston District, Greater Georgetown

Drawing Title: **VESSEL PLATFORM/STAIRS**

Scale: Scaled to fit

Date: 2024.03.26

Request/Surveyed by: SLC | Ops.Man. | Maintenance ******

Drawing by: A.Flatts

Drawing #: 3 **VPS-A-101**

Checked by: I.Baksh | B.Murli

Approved by:

Appr. Date:

Page No: **01**