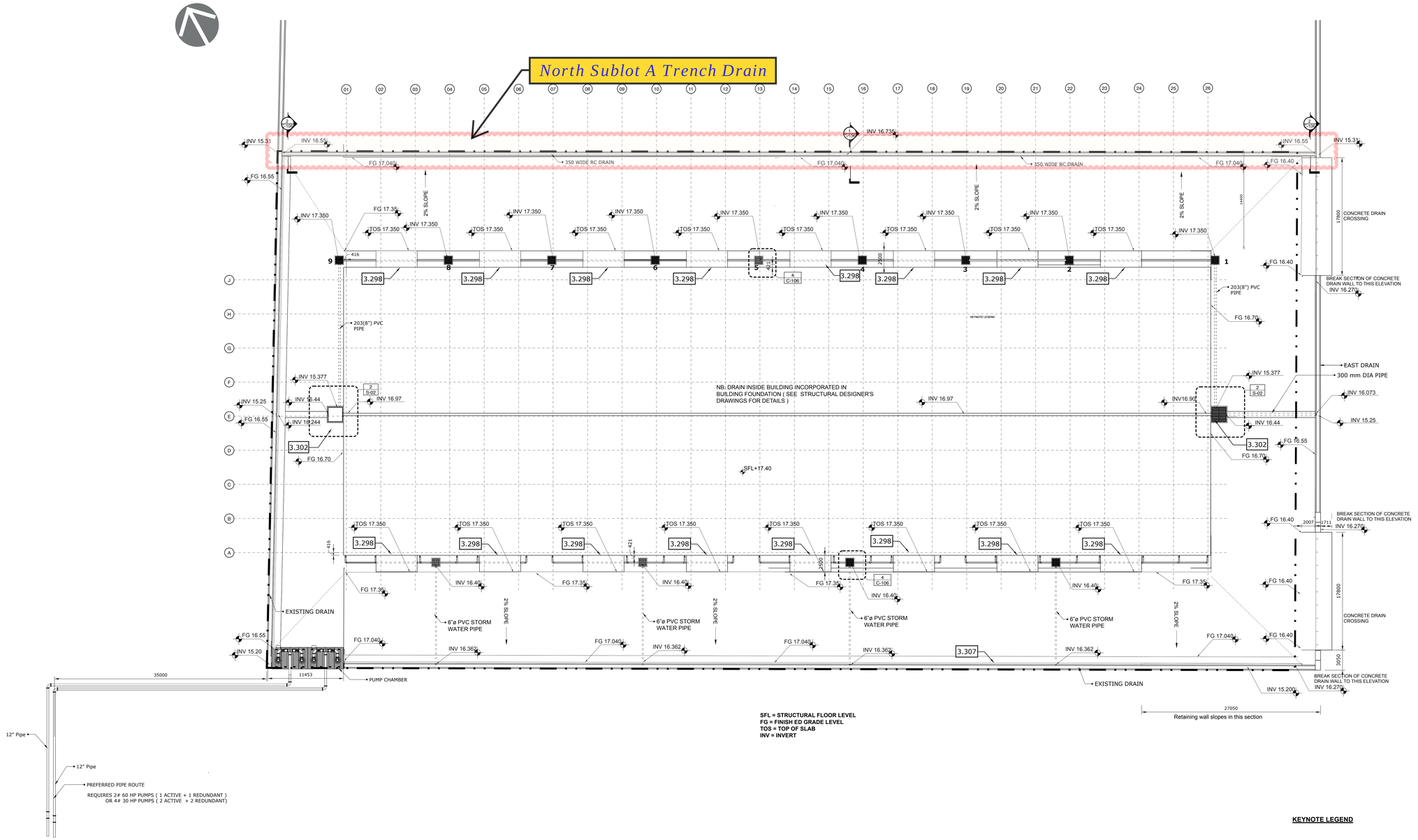

SFL = STRUCTURAL FLOOR LEVEL
FG = FINISH ED GRADE LEVEL
TOS = TOP OF SLAB
INV = INVERT

1 SITE DRAINAGE PLAN w LEVELS

SCALE :: 1/4" = 1' - 0"

KEYNOTE LEGEND

3.298	**8" THICK RC TRUCK SLAB**
3.302	**RC RETENTION CHAMBER TYPE 1 - 2134mm x 2134 mm INTERNAL DIMENSIONS , 2490 mm x 2490 mm EXTERNAL DIMENSIONS**
3.303	**RC RETENTION CHAMBER TYPE 2 - 2134mm x 2134 mm INTERNAL DIMENSIONS , 2490 mm x 2490 mm EXTERNAL DIMENSIONS**
3.307	**RC RETAINING WALL**

GENERAL NOTES

A	VERIFY ALL DIMENSIONS ON SITE AND NOTIFY ARCHITECT/ENGINEER OF ANY DISCREPANCIES
B	NOTIFY ARCHITECT OF ANY DISCREPANCIES DUE TO UNFORESEEN CONDITIONS
C	IT IS THE RESPONSIBILITY OF THE GENERAL CONTRACTOR TO ASCERTAIN ALL SITE CONDITIONS PRIOR TO SUBMITTING THEIR BIDS
D	ROOMS ARE DIMENSIONED TO FINISHED FACE OF BLOCK WALLS AND/OR MULLIONS UNLESS NOTED OTHERWISE
E	CONTRACTOR TO PROVIDE INTERIOR ROOM SIGNS FOR EACH ROOM
F	PROVIDE STANDARD DOOR STOPS TO ALL DOORS
G	INSTALL ALL ITEMS IN ACCORDANCE WITH MANUFACTURES INSTRUCTIONS , SPECIFICATIONS AND STANDARDS
h	ALL CONCRETE TO BE MINIMUM C 30/37
I	ALL REBAR TO BE MIN. 66,000 PSI YIELD STRENGTH
J	ALL STRUCTURAL STEELWORK TO BE TO ASTM A 992
K	ALL PURLINS TO BE GALVANZIED COLD FORMED STEEL TO ASTM A 53

G STORE TWO
HOUSTON SOUTH -EBD
SITTE DRAINAGE PLAN

Marcel Gaskin & Associates Ltd
1408 QUAMINA ST STREET ,SOUTH CUMMINGSBURG, GEORGETOWN, GUYANA
Tel: 592 227 3211
email: - mgaskinassociates@gmail.com

NO	REVISION NOTES	DATE

DATE: DY/MM/
DRAWN BY:
CHECKED BY:
DATE: March 2, 2023
SCALE: 1/4" = 1'-0"
DRAWING NO.
C-105
REVISION

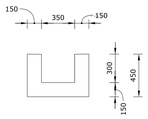

1 SECTION 1
SCALE :: 1:20

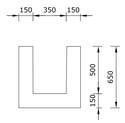

2 SECTION 2
SCALE :: 1:20

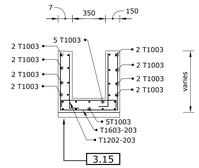

3 TYP REINFORCEMENT SECTION
SCALE :: 1:20

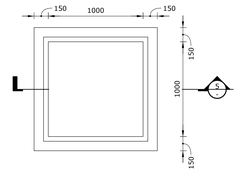

4 DETAIL 4
SCALE :: 1:20

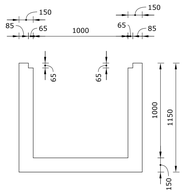

5 SECTION 5
SCALE :: 1:20

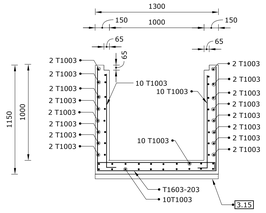

6 TYP REBAR SECTION
SCALE :: 1:20

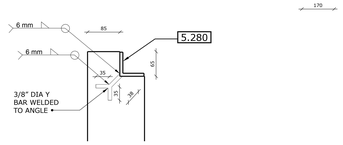

7 TYP CHAMBER REBATE DETAIL
SCALE :: 1:20

KEYNOTE LEGEND

5.280 **2 1/2" X 2 1/2" X 5/16" L TO ASTM A36 ANCHORED IN CONCRETE WITH 3/8" Y BAR at 30" C/C COMPLETE WITH ONE COAT ETCHING PRIMER , ONE COAT ZINC CROMATE PRIMER AND THREE COATS METAL PAINT**

CONCRETE NOTES

1 ALL CONCRETE FOR PILE CAPS, FOOTINGS , GROUND BEAMS ,PEDESTALS ,WALLS ,BEAMS ,COLUMNS, SLABS, PAVEMENTS AND FLOORS TO BE C30/37 UNLESS STATED OTHERWISE
2 ALL CONCRETE FOR DRAINS TO BE C20/25
3 ALL CONCRETE FOR BLOCKWORK INFILL TO BE C20/25
4 SPLICES , HOOKS AND EMBEDMENT LENGTHS IN ACCORDANCE WITH ACI 318-02.
5 ALL LAPS FOR TOP AND BOTTOM BARS MARKED AS CONTINUOUS (CONT.) TO BE TYPE "B" (ACI 318-11 SECTION 12.15.1) AT SPLICES UNLESS NOTED OTHERWISE
6 DO NOT WELD OR BEND ANY REINFORCEMENT IN THE FIELD UNLESS SPCIFICALLY SHOWN
7 ALL CAST IN PLACE EMBEDMENTS AND BOLTS MUST BE LOCATED AND PLACED CAREFULL
8 SECURELY ATTACH ALL EMBEDMENTS TO FORM WORK OR REINFORCING BARS
9 STEEL REINFORCING FOR MAIN BARS AND STIRRUPS MUST BE HAVE A MINIMUM YIELD STRENGTH OF 420 N/mm^2 or 61,000 psi
10 ALL FOUNDATION AND STRUCTURAL CONSTRUCTION TOLERANCES SHALL BE WITHIN 3mm (1/8").
11 CONCRETE SHALL NOT BE PLACED IN RAINY WEATHER.
12 ALL NEWLY PLACED CONCRETE SHALL BE PROTECTED FROM RAPID DRYING AND EXTREME TEMPERATURE CHANGES. CURING SHALL BEGIN AS SOON AS POSSIBLE AFTER FINISHING.
13 WET COVERING (SUCH AS BURLAP, COTTON MATS OR OTHER MOISTURE RETAINING FABRICS), IMPERVIOUS PAPER, PLASTICS SHEETS OR INSULATING BLANKETS (SUCH AS STRAW OR HAY) MAY BE USED FOR THE CURING PROCESS
14 A 2" THICK BLINDING (1: 6) SHALL BE PROVIDED BELOW ALL STRUCTURAL CONCRETE (INCLUDING PILE CAPS GROUND BEAMS AND FOOTINGS) AGAINST EARTH SURFACES
15 THERE SHALL BE NO HORIZONTAL CONSTRUCTION JOINTS IN CONCRETE POURS , ALL CONSTRUCTION JOINTS SHALL BE MADE AT CENTER OF SPAN WITH VERTICAL BULKHEADS.
16 ALL LAPS TO WWF SHALL BE ONE MESH PLUS TWO INCHES AT SPLICES
17 PROVIDE STEEL BAR CHAIRS AT MAX 4'-0" O/C EACH WAY FOR ALL TOP REINFORCING FOR SLABS ON GRADE.
18 ALL CONCRETE COVER TO OUTERMOST REBAR SHALL BE AS FOLLOWS:
a) FOUNDATION STRIPS AND SLABS 2" BOTTOM AND SIDES
b) GROUND BEAMS 2" BOTTOMS ,1 1/2" SIDES
c) SLABS ON GRADE 2" BOTTOM , 1" TOP
D) CURB WALLS 1" TOP AND SIDES
E) BEAMS 1" TOP , BOTTOM AND SIDES
F) COLUMNS AND PEDESTALS 1" SIDES
G) SUSPENDED SLABS 1" BOTTOM AND TOP

G STORE TWO
HOUSTON SOUTH -EBD
SITE DRAIN DETAILS

Marcel Gaskin & Associates Ltd
1498 GUAYMA ST STREET SOUTH CUMMINGSBURG, GEORGETOWN, GUYANA
Tel: 592 227 3211
email: mgaskinsa@gmail.com

DATE	REVISION NOTES	BY

DATE
DYNBE

DRAWN	
CHECKED	
DATE	MAR 2, 2015
SCALE	
PROJECT	

DRAWING NUMBER
C-106
REVISION

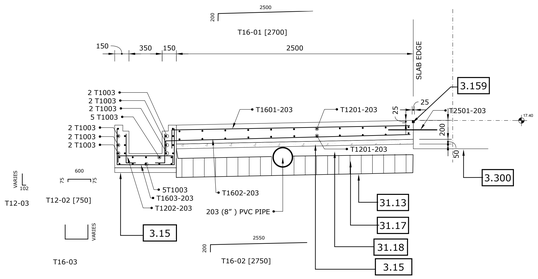

1 TRUCK SLAB DETAIL

SCALE :: 1:20

KEYNOTE LEGEND

3.15	2" CEMENT/SAND BLINDING (1:6)
3.30	6" RC DUCT OR DRAIN WALL C20/25 CONCRETE. 2" DIA PVC WEEP HOLES TO BE INSTALLED AT 3'-0" c/c WHERE DRAIN WALL EXTENDS ABOVE PAVEMENT OR GRADE LEVEL
3.31	6" RC DUCT OR DRAIN FLOOR C20/25 CONCRETE
3.159	CONSTRUCTION JOINT WITH SIKAFLEX OR EQUAL JOINT SEALANT
3.298	8" THICK RC TRUCK SLAB
3.300	12" THICK RC FLOOR SLAB AS DETAILED BY STRUCTURAL DESIGNER
3.301	RC GROUND BEAM AS DETAILED BY STRUCTURAL DESIGNER
5.271	12" x 2" x 5/16" ANGLE TO ASTM A53 COMPLETE WITH ONE COAT ETCHING PRIMER , ONE COAT ZINC CROMATE PRIMER AND THREE COATS METAL PAINT
5.279	2" x 2" x 5/16" RHS TO ASTM A53 WELDED BETWEEN 2" X2" X 5/16" ANGLES COMPLETE WITH ONE COAT ETCHING PRIMER , ONE COAT ZINC CROMATE PRIMER AND THREE COATS METAL PAINT
5.280	2 1/2" X 2 1/2" X 5/16" L TO ASTM A36 ANCHORED IN CONCRETE WITH 3/8" Y BAR at 30" C/C COMPLETE WITH ONE COAT ETCHING PRIMER , ONE COAT ZINC CROMATE PRIMER AND THREE COATS METAL PAINT
31.13	MIRAFI TENCATE HP 570 OR EQUIVALENT GEOTEXTILE FABRIC
31.17	203MM GEOCELL INFILLED WITH WHITE SAND; COMPACTED TO 98% PROCTOR
31.18	WELL COMPACTED WHITE SAND FILL 102MM THICK

CONCRETE NOTES

1 ALL CONCRETE FOR PILE CAPS, FOOTINGS , GROUND BEAMS ,PEDESTALS ,WALLS ,BEAMS ,COLUMNS, SLABS, PAVEMENTS AND FLOORS TO BE C30/37 UNLESS STATED OTHERWISE
2 ALL CONCRETE FOR DRAINS TO BE C20/25
3 ALL CONCRETE FOR BLOCKWORK INFILL TO BE C20/25
4 SPLICES , HOOKS AND EMBEDMENT LENGTHS IN ACCORDANCE WITH ACI 318-02.
5 ALL LAPS FOR TOP AND BOTTOM BARS MARKED AS CONTINUOUS (CONT.) TO BE TYPE "B" (ACI 318-11 SECTION 12.15.1) AT SPLICES UNLESS NOTED OTHERWISE
6 DO NOT WELD OR BEND ANY REINFORCEMENT IN THE FIELD UNLESS SPCIFICALLY SHOWN
7 ALL CAST IN PLACE EMBEDMENTS AND BOLTS MUST BE LOCATED AND PLACED CAREFULL
8 SECURELY ATTACH ALL EMBEDMENTS TO FORM WORK OR REINFORCING BARS
9 STEEL REINFORCING FOR MAIN BARS AND STIRRUPS MUST BE HAVE A MINIMUM YIELD STRENGTH OF 420 N/mm^2 or 61,000 psi
10 ALL FOUNDATION AND STRUCTURAL CONSTRUCTION TOLERANCES SHALL BE WITHIN 3mm (1/8").
11 CONCRETE SHALL NOT BE PLACED IN RAINY WEATHER.
12 ALL NEWLY PLACED CONCRETE SHALL BE PROTECTED FROM RAPID DRYING AND EXTREME TEMPERATURE CHANGES. CURING SHALL BEGIN AS SOON AS POSSIBLE AFTER FINISHING.
13 WET COVERING (SUCH AS BURLAP, COTTON MATS OR OTHER MOISTURE RETAINING FABRICS), IMPERVIOUS PAPER, PLASTICS SHEETS OR INSULATING BLANKETS (SUCH AS STRAW OR HAY) MAY BE USED FOR THE CURING PROCESS
14 A 2" THICK BLINDING (1: 6) SHALL BE PROVIDED BELOW ALL STRUCTURAL CONCRETE (INCLUDING PILE CAPS GROUND BEAMS AND FOOTINGS) AGAINST EARTH SURFACES
15 THERE SHALL BE NO HORIZONTAL CONSTRUCTION JOINTS IN CONCRETE POURS , ALL CONSTRUCTION JOINTS SHALL BE MADE AT CENTER OF SPAN WITH VERTICAL BULKHEADS.
16 ALL LAPS TO WWF SHALL BE ONE MESH PLUS TWO INCHES AT SPLICES
17 PROVIDE STEEL BAR CHAIRS AT MAX 4'-0" O/C EACH WAY FOR ALL TOP REINFORCING FOR SLABS ON GRADE.
18 ALL CONCRETE COVER TO OUTERMOST REBAR SHALL BE AS FOLLOWS:
a) FOUNDATION STRIPS AND SLABS 2" BOTTOM AND SIDES
b) GROUND BEAMS 2" BOTTOMS ,1 1/2" SIDES
c) SLABS ON GRADE 2" BOTTOM , 1" TOP
D) CURB WALLS 1" TOP AND SIDES
E) BEAMS 1" TOP , BOTTOM AND SIDES
F) COLUMNS AND PEDESTALS 1" SIDES
G) SUSPENDED SLABS 1" BOTTOM AND TOP

G STORE TWO

HOUSTON SOUTH -EBD

DETAILS

Marcel Gaskin & Associates Ltd
1-49b QUAMINA ST STREET ,SOUTH CUMMINGSBURG, GEORGETOWN, GUYANA
Tel: 592 227 3211
email:- mgaskin66@gmail.com

DATE	REVISION NOTES	REVISION

DATE: 07/08/22
G1582

PROJECT MANAGER: MG
DRAWN BY: MG
CHECKED BY: MG
Scale: 1 : 20/25
DATE: 10/2022

C-107

REVISION

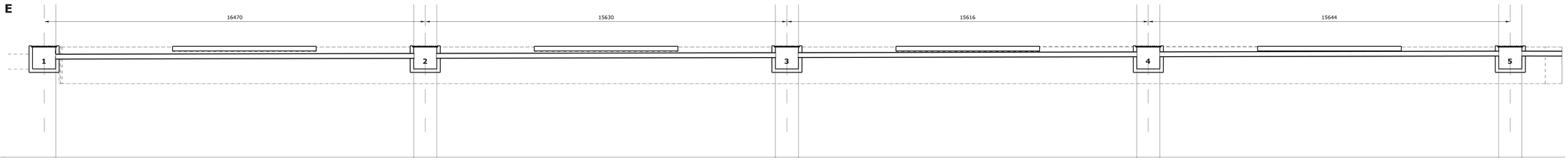

TOP OF CHAMBER	17.40				17.40						17.40						17.40	
PIPE INVERT	16.817			16.862	16.868				16.895	16.898				16.929	16.931			16.962	16.962
BOTT OF CHAMBER	16.40				16.40					16.40					16.40				16.40
PIPE DIAMETER			203 (8")				203 (8")					203 (8")					203 (8")		

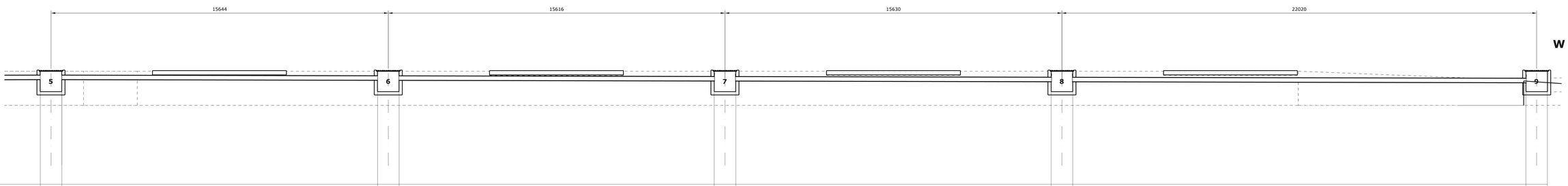

TOP OF CHAMBER		17.40				17.40					17.40					17.40								17.40
PIPE INVERT																								
BOTT OF CHAMBER	16.962	16.962			16.931	16.929				16.898	16.895				16.868	16.862						16.829		
PIPE DIAMETER		16.40		203 (8")		16.40		203 (8")			16.40		203 (8")			16.40		203 (8")					16.40

G STORE TWO

HOUSTON SOUTH -EBD

SECTION THRU DRAIN PIPE

Marcel Gaskin & Associates Ltd
1-498 GUAINTA ST STREET ,SOUTH CUMMINGSBURG, GEORGETOWN ,GUYANA
Tel: 592 227 3211
email:- mgaskin@gmail.com

DATE

REVISION NOTES

REV.

DRAWN BY: G1580

APPROVED BY:

DATE: DATE

SCALE: 1:50

DWG. NO.

REV.

C-108

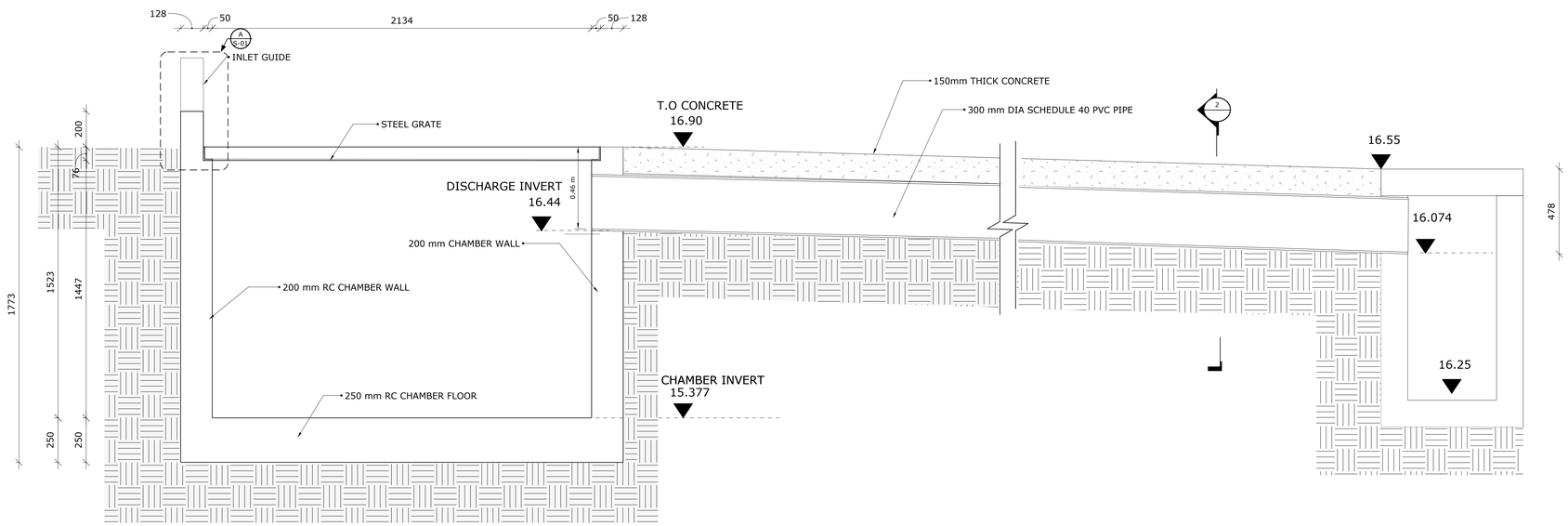

1 CATCHMENT BASIN - CROSS SECTION

SCALE : 1:100

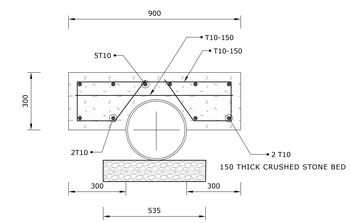

2 SECTION 2

SCALE : 1:100

ISSUED FOR CONSTRUCTION

CATCHMENT CHAMBER DETAILS

G-STORE TWO

CHAMBER TYPE 1- CROSS SECTION

Marcel Gaskin & Associates Ltd
1-606 QUAMINA ST STREET ,SOUTH CUMMINGSBURG ,GEORGETOWN ,GUYANA
Tel: 592-222-7211
email: marcelgaskin1966@gmail.com

DATE

REVISION NOTES

REV. LETTER

CY182

S-04